

INSTALLATION GUIDE





Introduction

Thank you for purchasing ITZA product. We take pride in providing you with a high quality product. Our product will provide you with years of entertainment pleasure. This instruction booklet covers the necessary information for a smooth installation of your director.

Tools/Item Needed

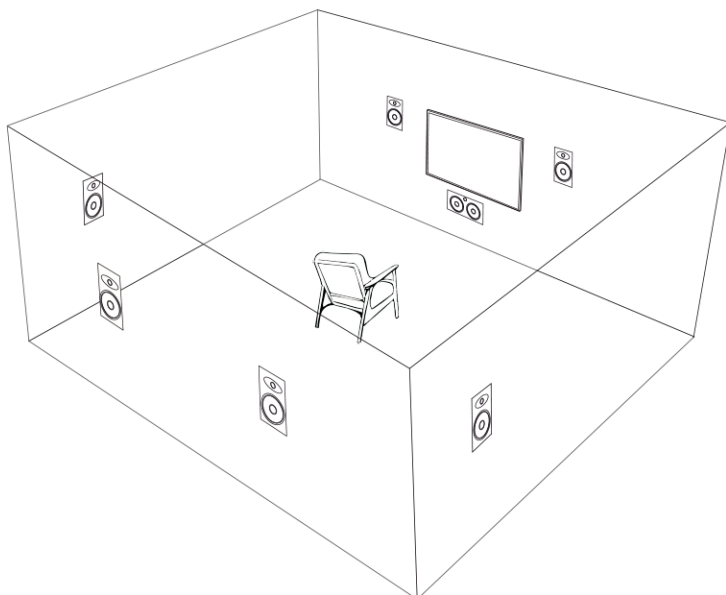
1. Pencil
2. Keyhole or drywall saw
3. Measuring tape
4. Screwdriver
5. Speaker wire
6. Wire stripper



Speaker Placement

Ideally, the speakers should be placed symmetrically in front of the listening position to form an equilateral triangle. The cabinets should be placed at the same height and the same distance from the adjacent side surfaces.

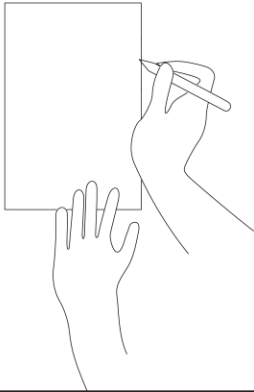
A great diversity of surround effects is now possible with the complex mixing of the soundtracks of the films. Immersive sound is achieved by placing the speakers in precise positions.



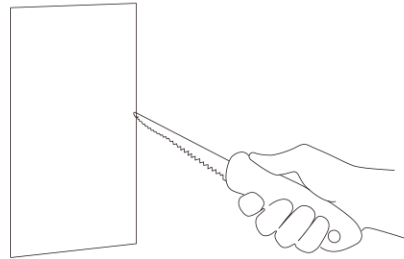


Installation


- 1** Draw by template and mark lines if necessary




- 2** Cut the hole



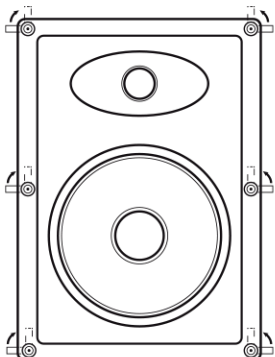
- 3** Connect speaker cables



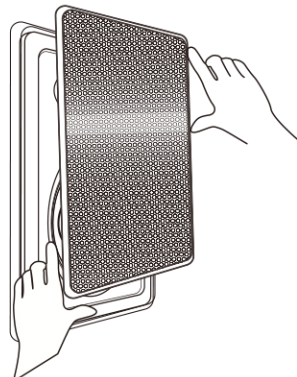
- 4** Guide speaker into cut out



- 5** Tighten 6 ear lock screws



- 6** The grille uses magnets to be held in place



Limited Lifetime Warranty

ITZA warrants to the original retail purchaser only that this ITZA product will be free from defects in materials and workmanship, provided the speaker was purchased from an ITZA authorized dealer. If the product is determined to be defective, except for the grille, which is warranted for ten(10) years, it will be repaired or replaced at ITZA discretion. If the product must be replaced yet it is no longer manufactured, it will be replaced with a model of equal to or greater value that is the most similar to the original. If this is the case, installing the replacement model may require mounting modifications; ITZA will not be responsible for any such related costs.

Requirements and Warranty Coverage

This warranty may not be valid if the product was purchased through an unauthorized dealer. This warranty only applies to the individual that made the original purchase, and it cannot be applied to other purchases. The purchaser must be prepared to provide proof of purchase (receipt). This warranty will not be valid if the identifying number or serial number has been removed, defaced, or altered. This warranty does not cover the following:

- Accidental damage
- Damage caused by abuse or misuse
- Damage caused by attempted repairs/modifications by anyone other than ITZA or an authorized dealer
- Damage caused by improper installation
- Normal wear, maintenance, and environmental issues
- Damage caused by voltage inputs in excess of the rated maximum of the unit
- Damage inflicted during the return shipment

